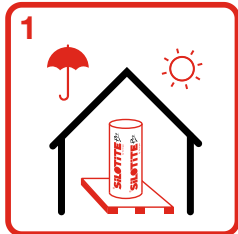


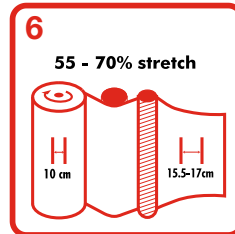


Silotite Pro

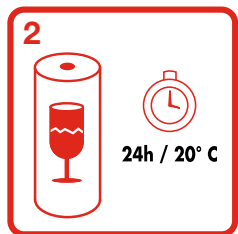
Instructions for use



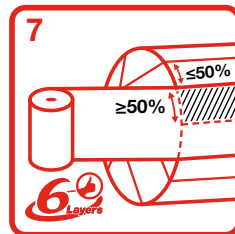
1 Store SilotitePro in original protective sleeve. Store reels on their ends in a dry place out of direct sunlight. The ideal storage temperature is 20 – 30°C.



6 Final width of film as measured on the flat end of a round bale should with 750mm film be 580mm-620mm. Should film width vary significantly outside these limits, stop wrapping and ascertain cause. Refer to wrapper manufacturer with reference to PSU gearing.



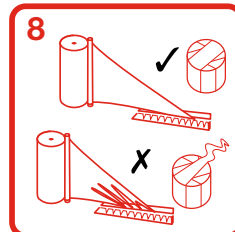
2 Keep reels in sleeves and condition at ambient temperature prior to use. Take care when opening sleeves and handling reels so as not to damage them. In particular reel edges should be protected. Cover reels left on wrapper to keep out moisture. Reels must be used within one year of purchase.



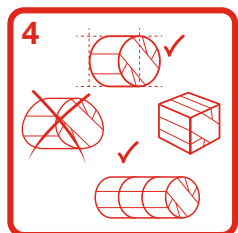
7 Apply at least 50% overlap. Check that each layer overlaps at least half the previous layer. 500mm and 750mm films should overlap by at least 21cm and 31cm respectively. Apply a minimum 4 layers of film to all areas of the bale. Where DM levels exceed 50%, or square bales are being wrapped, a minimum of 6 layers of film should be applied.



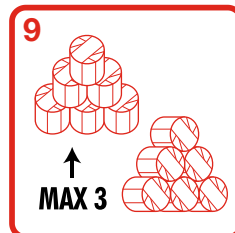
3 Reels should only be removed from protective packaging immediately prior to use. Open sleeve using the tear strip provided. The arrow on the reel end indicates the direction of wrapping.



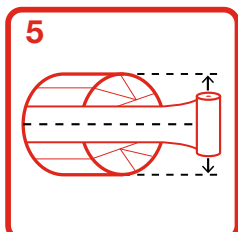
8 Ensure that the blade of the balewrapper's cutting mechanism is maintained in order to ensure a clean film cut after wrapping and thus avoid long film tails.




4 Ensure that bales are well shaped, dense and ideally of 40-50% Dry Matter (DM). SilotitePro is suitable for use with round bales and with square bales no bigger than 80x90cm and also for continuous wrapping.



9 Choose a well drained site away from hedges, trees, exposed areas and water courses. Stack bales immediately after wrapping and within 12 hours. Use a purpose built-handler and never a spike. Do not stack more than 3 high. Bales of low DM should only be stored in single layers. Repair any damage immediately.



5 The height of the pre-stretch unit should be adjusted so that the centre points of the bale and film reel are horizontally aligned. Thread and attach film as per wrapper instructions.



10 Cover stack with a net secured at ground level to protect against birds. Support the net so that it is not in direct contact with the tops of bales. Fence off stack from livestock if necessary. Inspect stack regularly and repair any damage immediately. Use bales within 12 months of wrapping.